

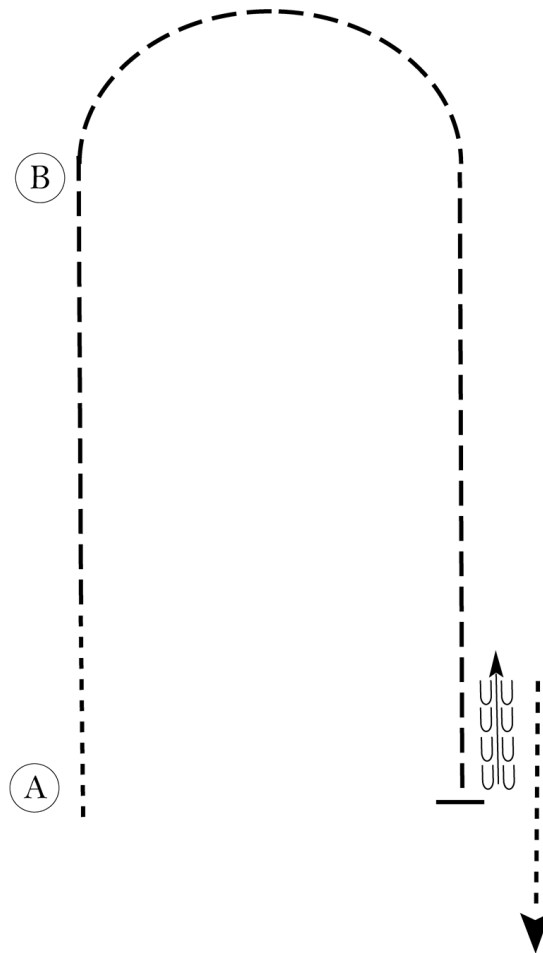
Iowa POAC July Show-IA Falls

Hunt Seat Equitation (Classes 68, 69, 70)

Show Date: 07-27-2024

w w w . H o r s e S h o w P a t t e r n s . c o m

w w w . H o r s e S h o w P a t t e r n s . c o m



Be ready at A.

1. Walk approximately 2 horse lengths.
2. Posting trot on the left diagonal to B.
3. Sitting trot in a half circle until even with B.
4. Posting trot on the right diagonal until even with A.
5. Halt and back approximately one horse length.
6. Exit pattern at a walk.

Follow the instructions of your ring steward.

Walk	-----
Trot	- - - - -
Extended Trot	- - - - -
Canter	—————
Leg Yield	
Lead Change	///
Back	←←←←←
Marker	Ⓚ
Sidepass	←- - - ->
Hand Gallop	—————

[HSE/WT-56]

Pattern Provided by:
The Judges

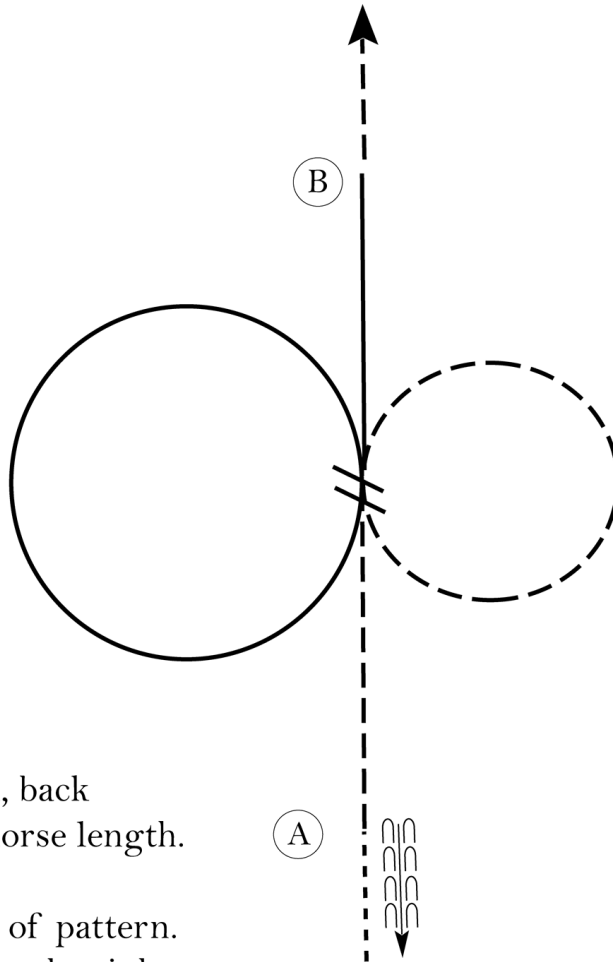
Iowa POAC July Show-IA Falls

Hunt Seat Equitation (Classes 66, 67)

Show Date: 07-27-2024

w w w . H o r s e S h o w P a t t e r n s . c o m

w w w . H o r s e S h o w P a t t e r n s . c o m



Be ready at A.

1. When acknowledged, back approximately one horse length.
2. Walk to A.
3. Sitting trot to center of pattern.
4. Posting trot a circle to the right.
5. Canter a larger circle to the left.
6. Perform a simple lead change at center of pattern.
7. Canter to B.
8. Posting trot on the right diagonal straight away from B.

Pattern is over once you have trotted past B more than 2 horse lengths.

Follow the instructions of your ring steward.

Walk	-----
Trot	- - - - -
Extended Trot	-----
Canter	—————
Leg Yield	
Lead Change	///
Back	←←←
Marker	⊙
Sidepass	←---→
Hand Gallop	—————

[HSE/2-55]

Pattern Provided by:

The Judges

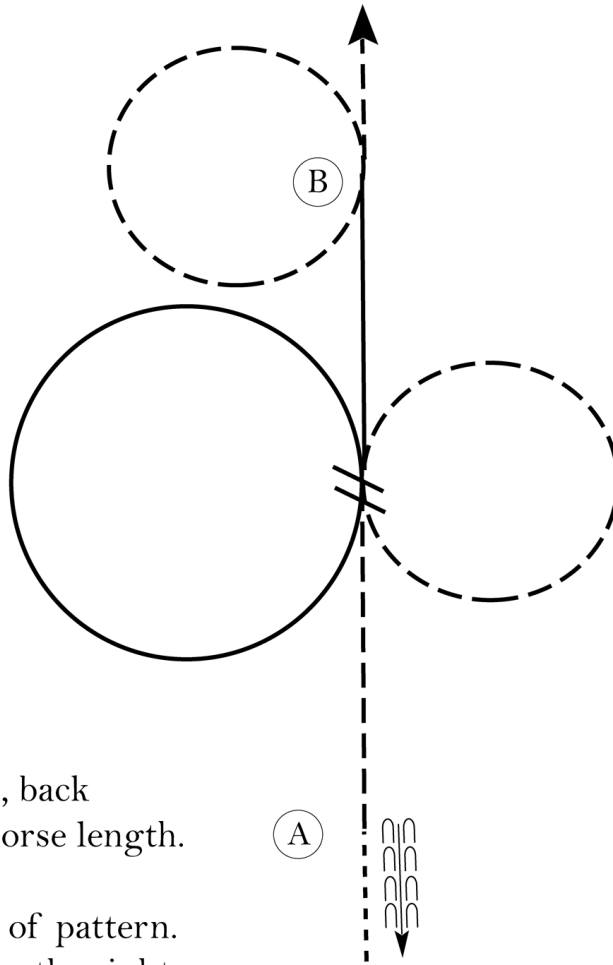
Iowa POAC July Show-IA Falls

Hunt Seat Equitation 19 & Over, 14-18

Show Date: 07-27-2024

w w w . H o r s e S h o w P a t t e r n s . c o m

w w w . H o r s e S h o w P a t t e r n s . c o m



Be ready at A.

1. When acknowledged, back approximately one horse length.
2. Walk to A.
3. Sitting trot to center of pattern.
4. Posting trot a circle to the right.
5. Canter a larger circle to the left.
6. Perform a lead change at center of pattern.
7. Canter to B.
8. Posting trot circle to the left at B.
9. Continue to trot straight away from B.

Pattern is over once you have passed B at a trot.

Follow the instructions of your ring steward.

Walk	-----
Trot	- - - - -
Extended Trot	-----
Canter	-----
Leg Yield	
Lead Change	///
Back	←←←←←
Marker	⊙
Sidepass	←---→
Hand Gallop	-----

[HSE/3-55]

Pattern Provided by:

The Judges

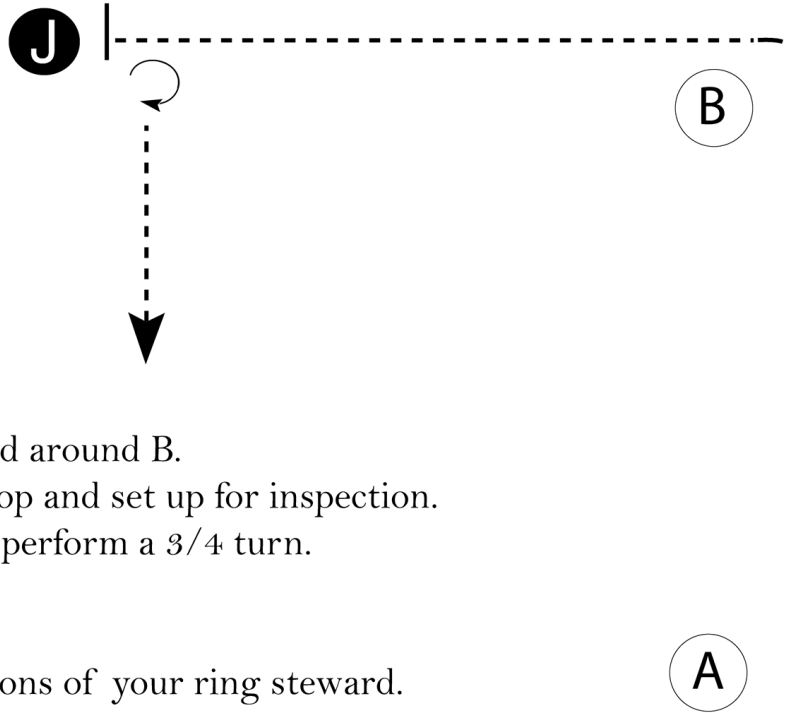
Iowa POAC July Show-IA Falls

Showmanship 9 & Under

Show Date: 07-27-2024

w w w . H o r s e S h o w P a t t e r n s . c o m

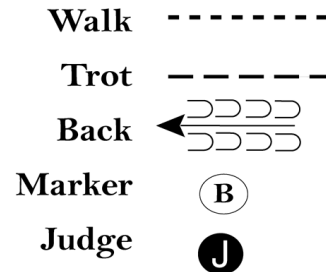
w w w . H o r s e S h o w P a t t e r n s . c o m



Be ready at A.

1. Trot from A to and around B.
2. Walk to Judge, stop and set up for inspection.
3. When dismissed, perform a 3/4 turn.
4. Exit at a walk.

Follow the instructions of your ring steward.



[S/1-38]

Pattern Provided by:

The Judges

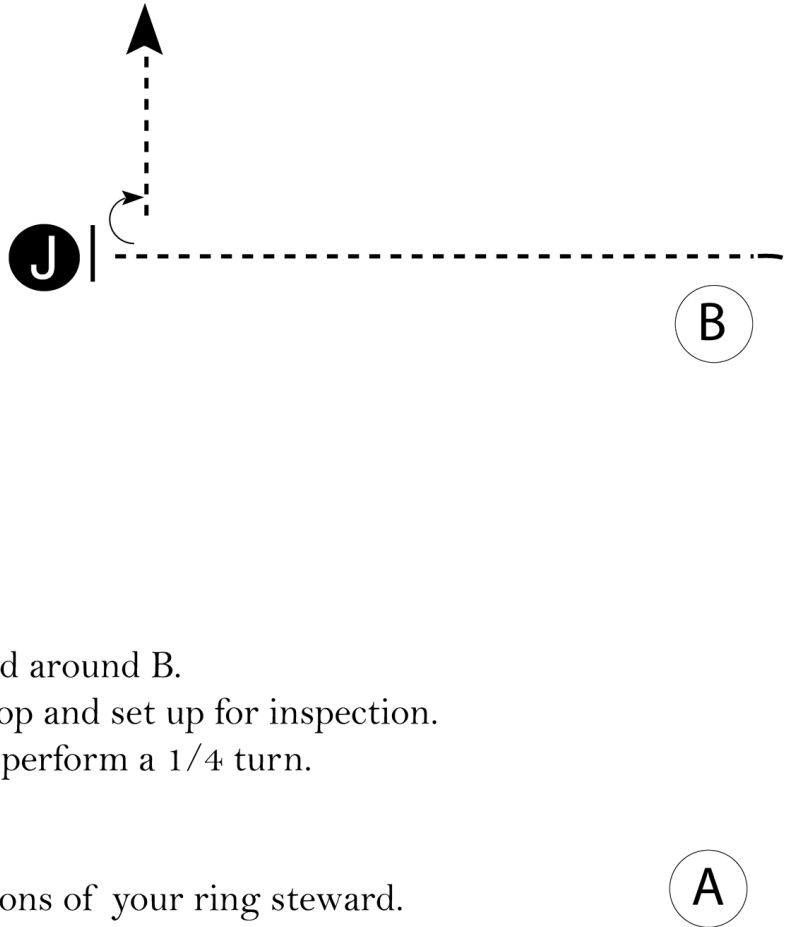
Iowa POAC July Show-IA Falls

Leadline Showmanship 6 & Under

Show Date: 07-27-2024

w w w . H o r s e S h o w P a t t e r n s . c o m

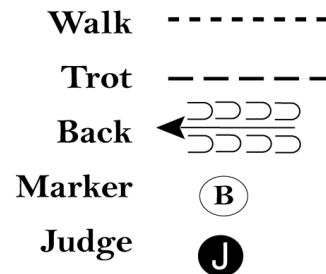
w w w . H o r s e S h o w P a t t e r n s . c o m



Be ready at A.

1. Trot from A to and around B.
2. Walk to Judge, stop and set up for inspection.
3. When dismissed, perform a 1/4 turn.
4. Exit at a walk.

Follow the instructions of your ring steward.



[S/WT-38]

Pattern Provided by:

The Judges

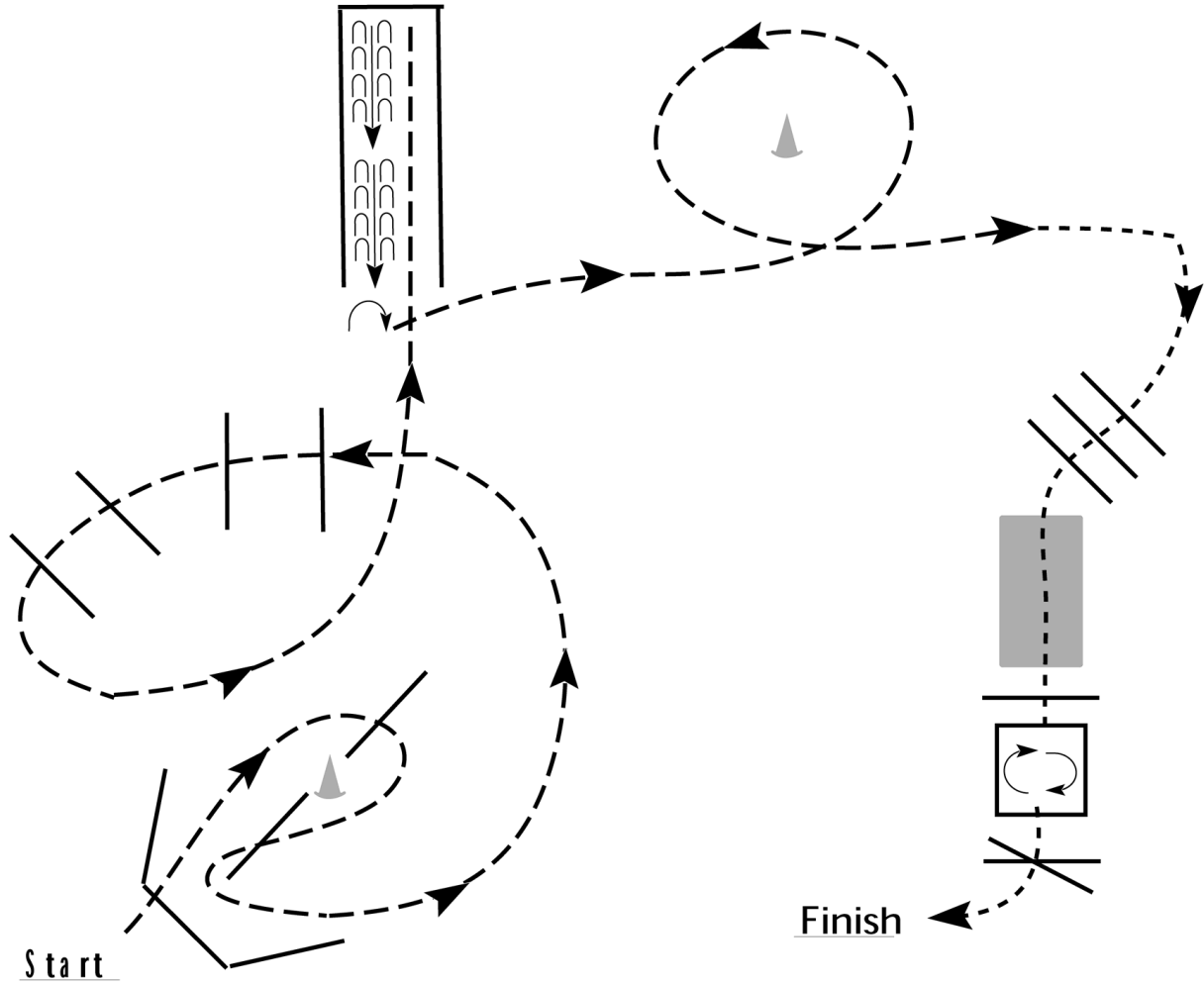
Iowa POAC July Show-IA Falls

All In Hand, Leadline, W/T Trail

Show Date: 07-27-2024

www.HorseShowPatterns.com

www.HorseShowPatterns.com



1. Trot over poles as shown.
2. Continue to trot into chute.
3. Back the chute and turn 90 degrees right.
4. Trot around cone.
5. Walk over poles and bridge into box.
6. Turn 360 to the right and walk out over elevated pole to finish.

Walk	-----
Jog	- - - - -
Extended Jog	— — — —
Lope	—————
Leg Yield	
Lead Change	— / —
Back	← — — — —
Marker	Ⓚ
Sidepass	← — — — — →

[T/WT-34]

Pattern Provided by:

The Judges

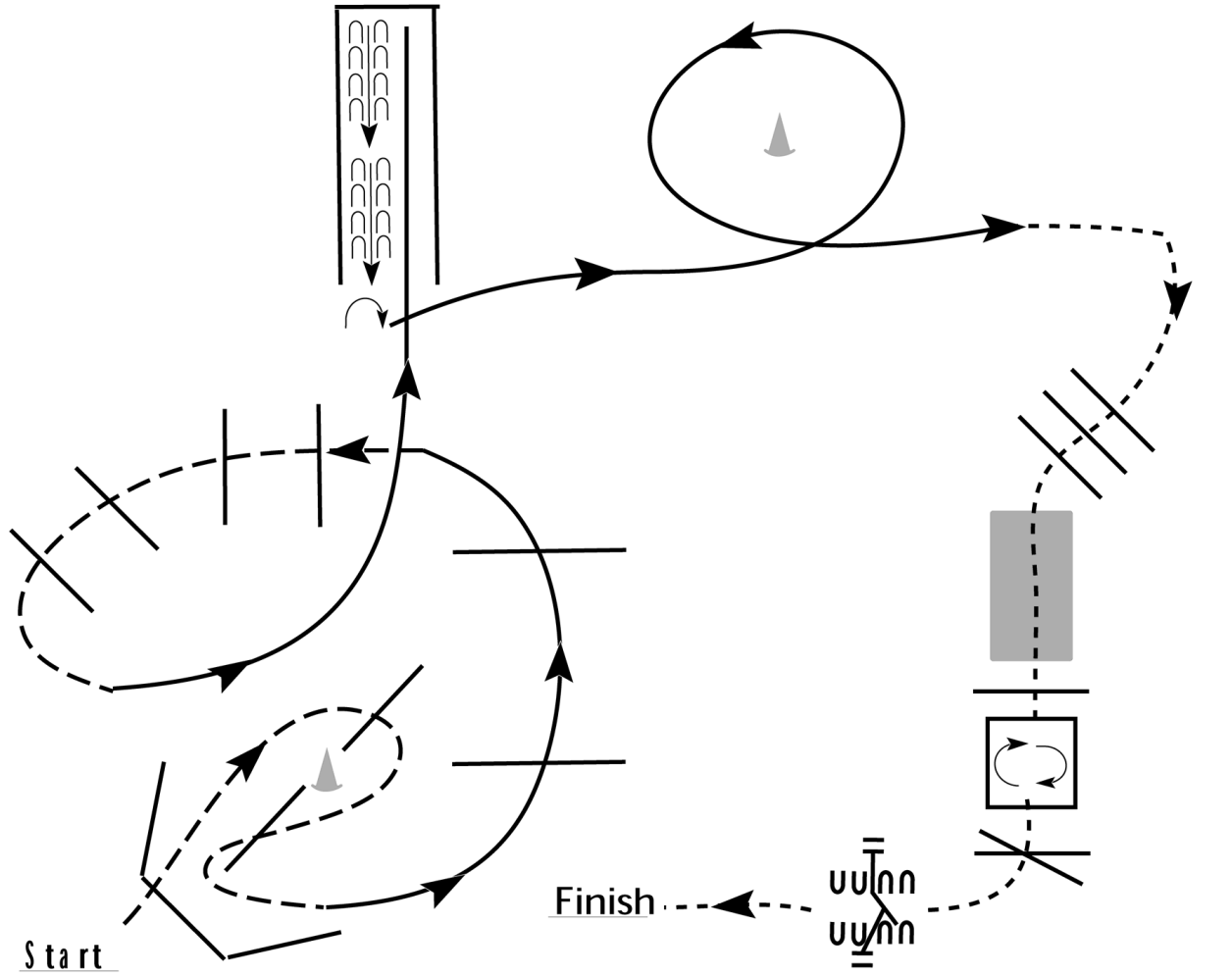
Iowa POAC July Show-IA Falls

All W/T/L Trail

Show Date: 07-27-2024

www.HorseShowPatterns.com

www.HorseShowPatterns.com



1. Jog over poles as shown.
2. Lope on the left lead over poles.
3. Jog over poles.
4. Lope on the right lead into chute.
5. Back the chute and turn 90 degrees right.
6. Lope on the left lead around cone.
7. Walk over poles and bridge into box.
8. Turn 360 to the right and walk out over elevated pole to gate.
9. Work gate with left hand.
Walk to finish.

Walk	-----
Jog	- - - - -
Extended Jog	— — — — —
Lope	—————
Leg Yield	
Lead Change	— / —
Back	← ← ← ← ←
Marker	Ⓚ
Sidepass	← — — — — →

[T/2-34]

Pattern Provided by:

The Judges

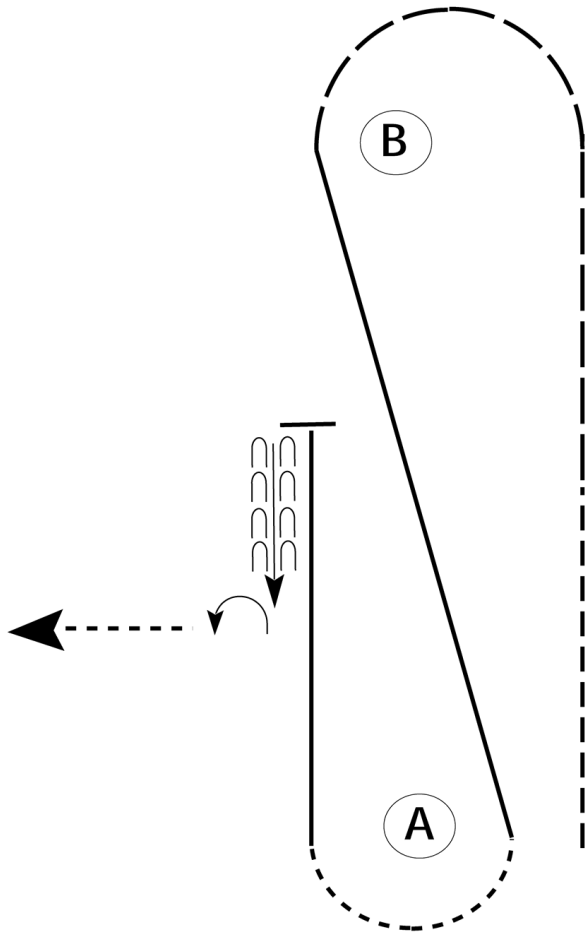
Iowa POAC July Show-IA Falls

Western Horsemanship (Classes 123, 124)

Show Date: 07-27-2024

w w w . H o r s e S h o w P a t t e r n s . c o m

w w w . H o r s e S h o w P a t t e r n s . c o m



Be ready at A.

1. Jog halfway to B.
2. Extend the jog to and around B.
3. Lope on the left lead diagonally back to A.
4. Walk around A.
5. Lope on the right lead halfway to B.
6. Stop and back approximately two horse lengths.
7. Perform a 1/4 turn to the left.
8. Walk straight away.

Follow the instructions of your ring steward.

Walk	-----
Jog	- - - - -
Extended Jog	— — — —
Lope	
Lead Change	⚡
Back	←
Marker	Ⓚ

[WH/2-86]

Pattern Provided by:
The Judges

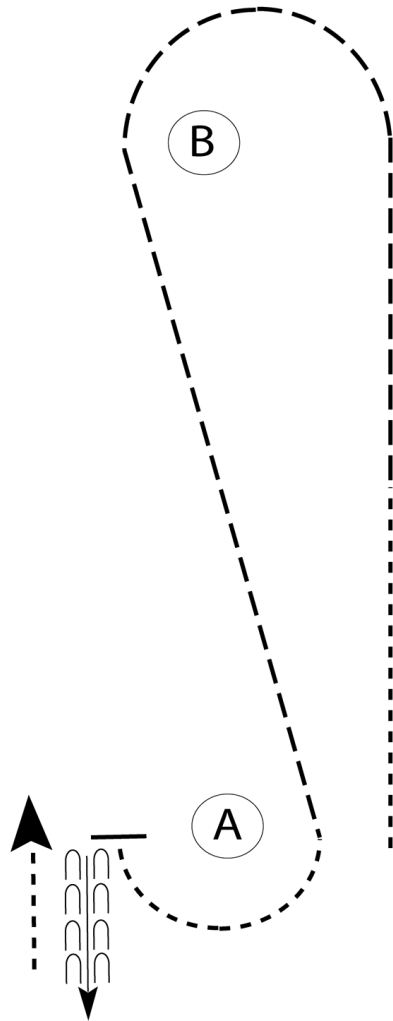
Iowa POAC July Show-IA Falls

Western Horsemanship (Classes 125, 126, 127)

Show Date: 07-27-2024

w w w . H o r s e S h o w P a t t e r n s . c o m

w w w . H o r s e S h o w P a t t e r n s . c o m



Be ready at A.

1. Walk halfway to B.
2. Jog to and around B.
3. Continue to jog diagonally back to A.
4. Walk around A.
5. Stop and back approximately two horse lengths.
6. Walk straight away.

Follow the instructions of your ring steward.

Walk	-----
Jog	- - - - -
Extended Jog	— — — —
Lope	
Lead Change	— / —
Back	← u u u u
Marker	ⓑ

[WH/WT-86]

Pattern Provided by:

The Judges

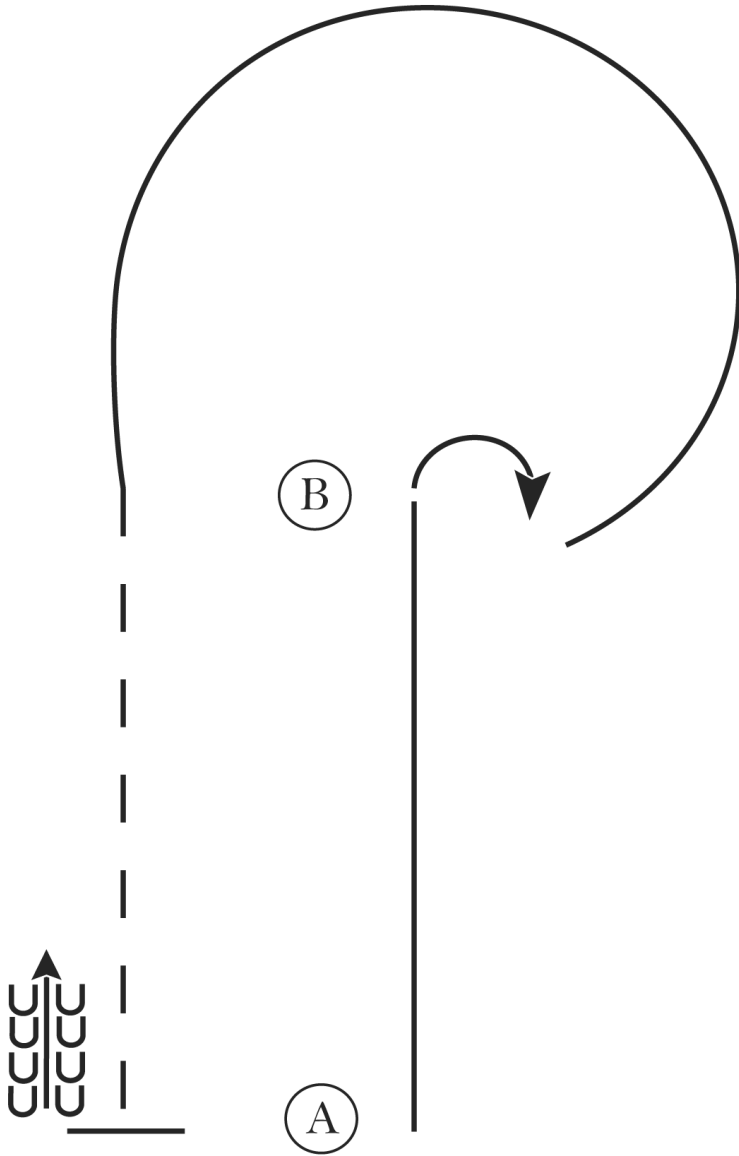
Iowa POAC July Show-IA Falls

Bareback Horsemanship 14-18 & 10-13

Show Date: 07-27-2024

W W W . H o r s e S h o w P a t t e r n s . c o m

W W W . H o r s e S h o w P a t t e r n s . c o m



1. Lope on the right lead A to B.
2. At B perform a 90 degree turn to the right.
3. Lope a circle to B on the left lead.
4. At B extend the jog to A.
5. At A stop and Back 4 steps.

Walk
Jog	-----
Extended Jog	-----
Lope	—————
Leg Yield	
Lead Change	↘
Back	←←←← →→→→
Marker	Ⓚ
Sidepass	←←←←

[WH/2-7]

Pattern Provided by:
The Judges

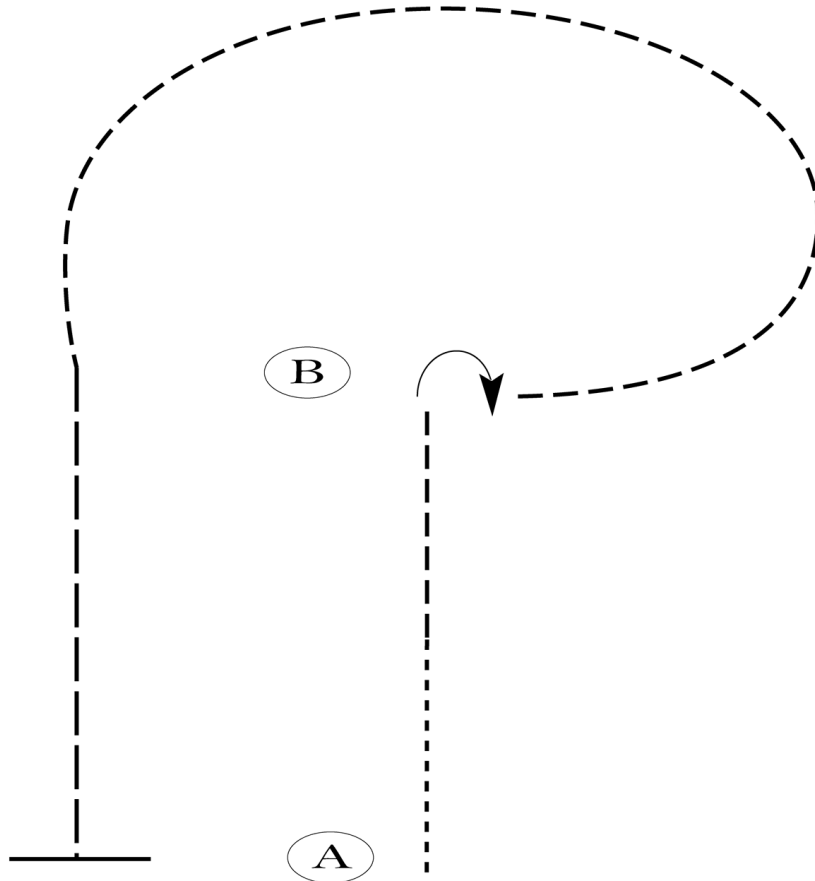
Iowa POAC July Show-IA Falls

Bareback Horsemanship 9 & Under

Show Date: 07-27-2024

w w w . H o r s e S h o w P a t t e r n s . c o m

w w w . H o r s e S h o w P a t t e r n s . c o m



Be ready at A.

1. Walk half way to B.
2. Jog to B.
3. Turn 90 degrees to the right.
4. Jog around B.
5. When even with B, extend the jog to A.
6. Stop at A.

Follow the instructions of your ring steward.

Walk	-----
Jog	- - - - -
Extended Jog	- - - - -
Lope	—————
Leg Yield	
Lead Change	— / —
Back	← — — — —
Marker	⊙ B
Sidepass	← — — — — →

[WH/WT-38]

Pattern Provided by:

The Judges

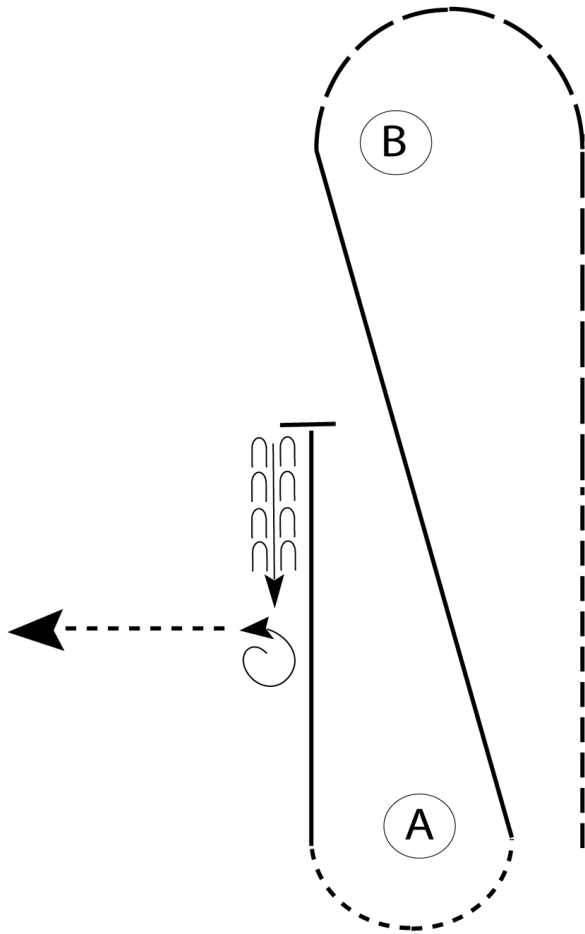
Iowa POAC July Show-IA Falls

Western Horsemanship 19 & Over & 14-18

Show Date: 07-27-2024

w w w . H o r s e S h o w P a t t e r n s . c o m

w w w . H o r s e S h o w P a t t e r n s . c o m



Be ready at A.

1. Jog halfway to B.
2. Extend the jog to and around B.
3. Lope on the left lead diagonally back to A.
4. Walk around A.
5. Lope on the right lead halfway to B.
6. Stop and back approximately two horse lengths.
7. Perform a 1 1/4 turn to the left.
8. Walk straight away.

Follow the instructions of your ring steward.

Walk	-----
Jog	- - - - -
Extended Jog	— — — —
Lope	
Lead Change	
Back	
Marker	(B)

[WH/3-86]

Pattern Provided by:

The Judges